

# ANIMAL RESEARCH: TIGERS



Name \_\_\_\_\_ Class \_\_\_\_\_

Name \_\_\_\_\_

Date \_\_\_\_\_

# K-W-L CHART



Find books about tigers. Spend a few minutes flipping through the books. Then fill in the first two columns of the chart below. Fill in the last column after you have done your research.

**WHAT I KNOW**

**WHAT I WANT  
TO KNOW**

**WHAT I LEARNED**

Name \_\_\_\_\_

Date \_\_\_\_\_



# TIGERS

Describe the animal by writing a sentence or drawing a picture in each box.

**CAN**

**HAVE**

**ARE**

Name \_\_\_\_\_

Date \_\_\_\_\_

# ALL ABOUT TIGERS

What are tigers?

Where do they live?

What do they eat?



Name \_\_\_\_\_

Date \_\_\_\_\_

# ALL ABOUT TIGERS

What parts do they have?

What can they do?

How do they move?






Name \_\_\_\_\_

Date \_\_\_\_\_

# FUN FACTS ABOUT TIGERS

Fill in the shapes with information that you find.



Name \_\_\_\_\_

Date \_\_\_\_\_

# PARTS OF A TIGER



Look at the illustration of a tiger. Label its parts and describe the function of each part.

---

---

---

---

---

---

---

Name \_\_\_\_\_

Date \_\_\_\_\_

# LIFE CYCLE OF A TIGER

Paste a picture of the life cycle of an tiger.

Describe the life cycle of an tiger.

---

---

---

---

---

---

---

---



Name \_\_\_\_\_

Date \_\_\_\_\_



# NEW VOCABULARY

What new words have you learned as you do your research? Write them below.

WORD	MEANING	PICTURE

